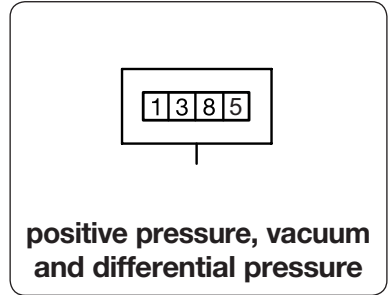


Description	A piezo-resistive pressure sensor converts the input pressure into a digital electrical signal, which is displayed on the LCD. On-off switch is located at the side of the plastic housing.	
Media	compressed air or non-corrosive gases	Overpressure see chart
Pneumatic connection	P+ : pos. pressure P- : vacuum P+/P- : differential pressure, the higher pressure to be connected at P+ plug nipple up to 1 bar, sleeve with union nut from 2 bar on, each for hose internal diameter of Ø 4 mm	
Voltage supply	9 V battery, 2.5 mA, type 6F22, PP3 or similar	
Display	3½-digit LCD display,	max. ± 1999, 12 mm tall, black numbers,
Output signal	low battery display at low voltage,	red LED lights up at overpressure, then measurement is faulty
Zero point	optionally 0...1 V	Impedance: > 2 kΩ terminal for 2.5 mm 2-pin jack plug
Linearity	All devices have a potentiometer for rough adjustment of zero point at the side of the housing.	
Long-term stability	see chart, optionally 0.2% FS	Hysteresis < 0.1% FS
Temperature sensitivity	< 0.1% FS per year at > 20 mbar,	< 2% FS per year at < 20 mbar
Temperature range	see chart, at 0 to 50 °C / 32 to 122 °F	Repeatability see chart
Material	0 °C to 50 °C / 32 °F to 122 °F	Resolution 0.05% FS
	Housing: plastic	Protection class IP 54



Repeatability	Temperature sensitivity	Linearity	Over-pressure	Measurement range	Order number
% FS	% FS	% FS	max. bar	mbar/bar	

Hand-operated gauge for compressed air, measurement of positive pressure, vacuum and differential pressure, with battery, 3½-digit display MHA

1.0	4.0	1.0	0.25	0... 1 mbar	MHA-A1
0.3	2.5	0.8	0.25	0... 2.5 mbar	MHA-A2
0.3	1.2	0.8	0.25	0... 5 mbar	MHA-A5
0.2	1.0	0.8	0.25	0... 10 mbar	MHA-B1
0.1	1.0	0.7	0.35	0... 25 mbar	MHA-B2
0.1	1.0	0.7	0.35	0... 50 mbar	MHA-B5
0.1	1.0	0.5	0.35	0... 100 mbar	MHA-C1
0.1	1.0	0.5	0.75	0... 250 mbar	MHA-C2
0.1	1.0	0.5	1.5	0... 500 mbar	MHA-C5
0.1	1.0	0.5	3.0	-1... 1 bar	MHA-V1
0.1	1.0	0.5	3.0	0... 1 bar	MHA-01
0.1	1.0	0.5	4.0	0... 2 bar	MHA-02
0.1	2.0	0.5	10	0... 8 bar	MHA-08
0.1	2.0	0.5	12	0... 10 bar	MHA-10
0.1	2.3 mbar	1 mbar	3.3	0.7... 1.1 bar _{abs}	MHA-S1



MHA



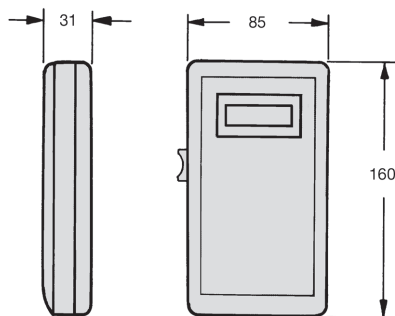
MHA-...E

Special options, add the appropriate letter

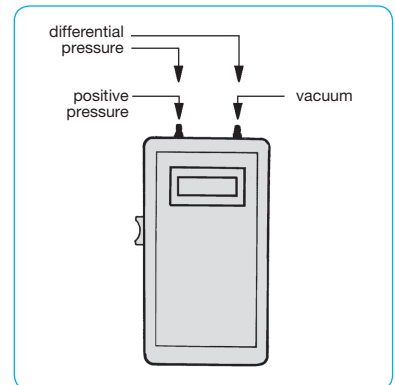
linearity < 0.2% FS	from 100 mbar on	MHA-...B
0...1 V output signal	at electrical connector	MHA-...N
P _a indication	< 20 mbar: indication P _a > 20 mbar: indication kP _a	MHA-...P
zero point fine adjustment	in the front	MHA-...E
range switch	10:1, from measurement range 1 bar on	MHA-...D
deviant pressure range	measurement range to be indicated in clear text	MHA-XX

Accessories, enclosed

protective bag	for belt attachment	MHT
battery	with increased durability, 600 mAh	MHK



MHA



connection diagram